

PL2 Mk3 BBV 20mA telemetry pacer and filter

Software Version 02005V9.MOT and later 22Oct03

The PL2 is designed to filter 20mA telemetry commands when used with RF and fibre links. The unit provides additional error checking and also has the option of filtering out unwanted commands.

Each PL2 Mk 3 is supplied with the following:

- 1 x PL3 in plastic enclosure
- 1 x SA-PL64-3 Moulded DB9F to DB9M cable
- 1 x 98005 Mk 2 (20mA-RS232 converter) and installation sheet.
- 1 x DB9F connector
- 1 x DB9 blue hood
- 1 x This installation sheet

LED guide



RED LD3

Heartbeat flashes indicating that the unit is powered and the processor is OK.



YELLOW LD2

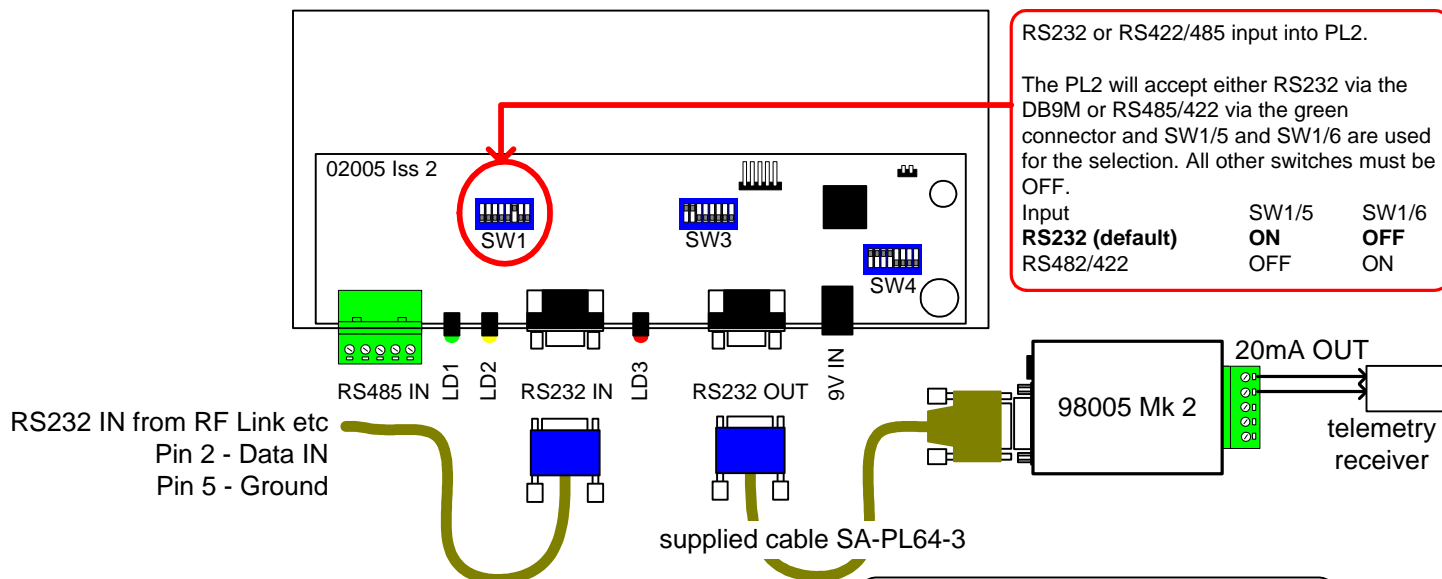
Flashes as telemetry sent from PL2



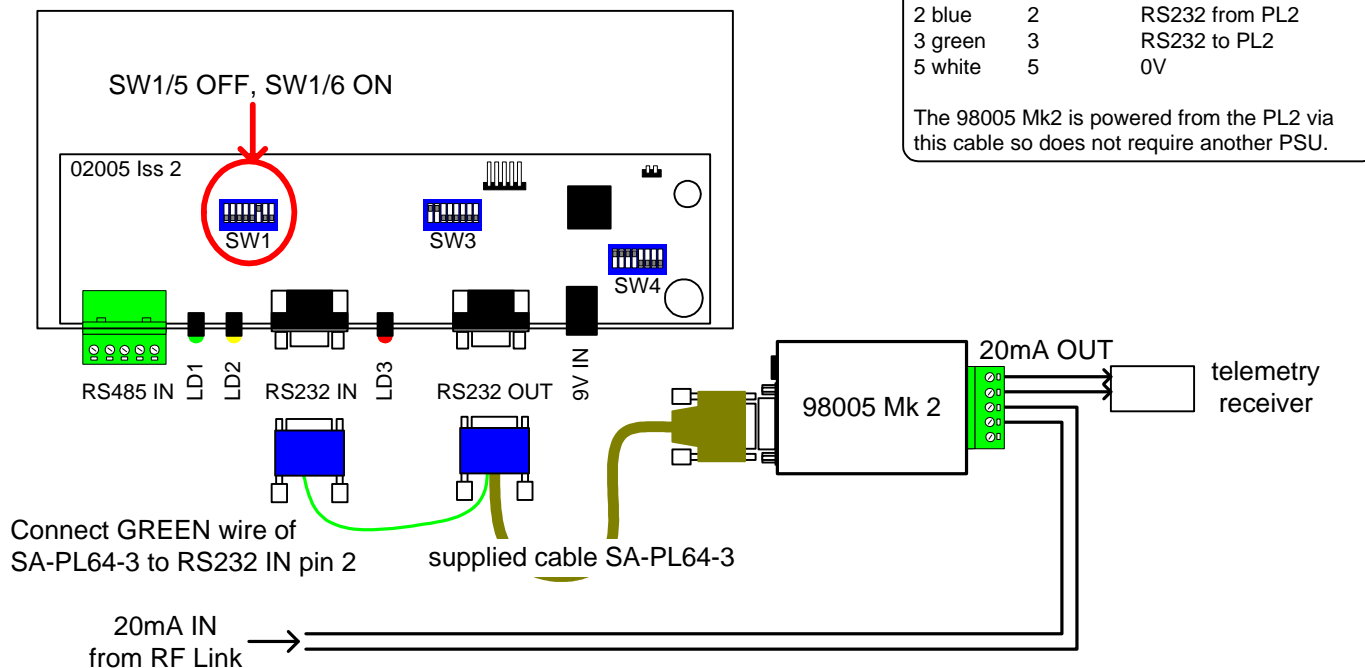
GREEN LD1

ON whilst telemetry is sent to the PL2

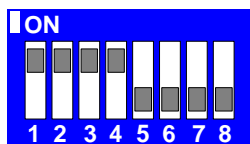
Scheme 1 - RS232 IN, 20mA OUT.



Scheme 2 - 20mA IN, 20mA OUT.



SW4 Settings



- | Switch | ON |
|--------|--|
| 1 | Commands must be repeated to filter out spurious commands. (Telemetry response is slowed slightly) |
| 2 | Disable AUTOPAN and RANDOM PAN |
| 3 | Disable # commands, prevents dome menus from being displayed. |
| 4 | Disable preset PATROLS. |

For further assistance please call the BBV tech support line +44(0)1323 444600 or email support@bbvcctv.com www.bbvcctv.com